






Adapted Jigsaw PSHE planning

Year 1	Knowledge	Social and emotional skills
 Be Ready	<ul style="list-style-type: none"> • I feel special and safe at school • Safe and fair learning • make choices about my own behaviour because I understand how rewards and consequences feel • Consider why manners are important 	<ul style="list-style-type: none"> • know what I value most about my school and can identify my hopes for this year • I understand that I have the responsibility to follow the classroom rules • understand that my actions and words affect me and others
 Be respectful	<p>This half term the children will discuss what the school vision and what the school culture is. They will be thinking of what they want to achieve during the year and setting goals which are both personal and academic. They will think about what they need to do in order to achieve these goals and predict how they feel when they achieve these goals. They will discuss how all children have a right to education and they are responsible for ensuring these rights are met. Children will discuss the school rules and the rewards and consequences. They will also discuss</p>	
 Be responsible	<p>Vocabulary: Goals, rights, responsibilities, rules, choices, rewards, consequence, manners, polite</p>	



Rule Britannia Knowledge Organiser

Where did kings and queens live through time?



A timeline to help us:



King William I
1066



Queen Elizabeth I
1558



Queen Victoria
1837



Queen Elizabeth II
1952



King Charles III
2022

492 years before that

279 years before that

115 years before that

70 years ago from the present day

Key vocabulary to help us:

<u>king</u>	<u>queen</u>	<u>reign</u>
before	past	present
now	different	significant
moat	<u>battlements</u>	<u>drawbridge</u>
defend	protect	monument
monarch	change	<u>castle</u>
<u>then</u>	<u>attack</u>	

How do we find out about the past?

We can find out about the past by:

- looking at and reading non-fiction books
- searching the internet
- talk to people who were around at the time that we want to learn about
- watching video clips or TV shows about the time in history we want to find out about
- visiting museums
- looking at photographs
- looking at objects from the past

Castles

Kings and Queens live in castles. Castles were:

- built for important people, their families and servants
- built to protect important people from attack
- often built high up on a hill so that any attackers could be seen
- often very big to show how much money the important person had
- designed to launch weapons to attack the enemy



The present-day

King Charles III is the present-day king of England. He came to the throne in 2022 after the death of his mother, Queen Elizabeth II. Queen Elizabeth reigned for 70 years, meaning she is the United Kingdom's longest-reigning monarch. The castles and palaces that were significant in the Queen's reign were:

- Buckingham Palace
- Windsor Castle
- Balmoral Castle in Scotland

These are royal residences that the king is thought to spend time in now he is the reigning monarch.



The past

These lessons will look back almost 1000 years to the reign of the first King of England, William I. He reigned in the year 1066 after winning the Battle of Hastings. He is also known as William the Conqueror. Between William I and the present-day King Charles III, there have been 41 other Kings and Queens of England. Some of the most famous ones are Queen Elizabeth I and Queen Victoria



Year 1 – Technology Around Us

Key Vocabulary for the unit:

Computer – an electronic device for working with information.

File – a resource for storing information

Icon – a graphic symbol on a computer display screen that represents an app, an object (such as a file), or a function (such as the command to save)

Keyboard – allows a person to enter letters, numbers, and other symbols (these are called characters) into a computer.

Mouse – a small movable device that is connected to a computer

SMART rules – Our online safety rules. Smart, Meet, Accepting, Reliable, Tell.

Technology – is anything made by people to help us

Type – to write something or enter data into a computer by way of a keyboard

Key Knowledge for the unit:

1. To close your word processor use the x in the top right corner.
2. Click 'Save...' if it asks you to save!
3. Remember to log off correctly.
4. Click the left button on the mouse at the same time as moving the mouse to drag and select the text.
5. Use both hands to type
6. Caps lock turns capital letters on or off
7. If you are unsure of anything when you are on a computer, always ask a reliable adult for help.

Useful diagrams for the unit:



Textiles - Puppets

Decorate	To add details to a design to improve its appearance.
Design	To make, draw or write plans for something.
Fabric	A natural or man-made woven or knitted material that is made from plant fibres, animal fur or synthetic material.
Glue	A sticky liquid that can join two things together.
Model	A practise version, often on a smaller scale, that lets you test out your idea and see how it will look and work.
Hand puppet	A toy that you can make move by putting your hand inside it
Safety pin	A 'U' shaped pin with a cap where the needle slots in securely after fastening.
Stencil	A shape that you can draw around.
Technique	A way of doing something to complete a task.
Template	A stencil which you use to help you draw a shape more easily on to different materials.

Did you know?

Puppets were first invented over 3,000 years ago in Egypt.

They were made out of clay.




Key facts

You will use a variety of techniques to create your puppet including cutting, gluing, stapling and pinning.



What colour fabric will you choose for your puppet?
What colour hair will your puppet have?
What kind of eyes, nose and ears will your puppet have?



Year 1 Religious Education Knowledge Organiser

Unit 1 What does it mean to belong to a faith community?

Religious Education explores big questions about life, to find out what people believe and what difference this makes to how they live.

Symbol	Religion	People
	Hinduism	Hindu
	Judaism	Jewish
	Islam	Muslim
	Christianity	Christian

Key Theological Vocabulary

- **Christian**—A person who follows and believes in the teachings of Jesus, God and the Holy Spirit.
- **Bible** a religious/holy book for Christians (the Old Testament/Torah is read by Jewish people)
- **Jewish** a follower of the religion of Judaism
- **Jesus**—Christians believe that he was God in the flesh come to earth to save mankind
- **God** Jews, Christians and Muslims all believe in their being one creator God, who loves them, knows them and cares for them.
- **community** a group of people with one thing in common
- **religious love** living for others and giving without thought of return

What we will learn



Making sense of belief

- Recognise that loving others is important in lots of communities.
- Say simply what Jesus and one other religious leader taught about loving other people



Making connections

- Give examples of ways in which people express their identity and belonging within faith communities and other communities, responding sensitively to differences.
- Talk about what they think is good about being in a community, for people in faith communities and for themselves, giving a good reason for their ideas

Understanding Impact

- Give an account of what happens at a traditional Christian and Jewish or Muslim welcome ceremony, and suggest what the actions and symbols mean.
- Identify two ways people show they love each other and belong to each other when they get married. (Christian and/or Jewish and non-religious)

Key Vocabulary	
object	A thing that can be used. For example a door, chair, car, table are all objects .
material	Materials are what an object is made from.
hard	Not easily broken or bent.
soft	If something is soft , it is easy to cut, fold or change the shape of.
stretchy	Can be pulled to make it longer or wider without breaking.
shiny	Reflects light easily.
dull	Doesn't reflect light. Doesn't look bright or shiny .
rough	If something is rough , it feels and looks uneven or bumpy.

Key Vocabulary	
smooth	Smooth objects have no lumps or bumps.
bendy	Bendy things can be bent easily into a curved or folded shape.
not bendy	If something is not bendy , it can't be bent easily into a curved or folded shape.
waterproof	If something is waterproof , it keeps water out. It keeps things dry.
not waterproof	Not waterproof materials let water in.
absorbent	If something is absorbent , it soaks liquid up.
not absorbent	If something is not absorbent , it does not soak up liquid.
transparent	Transparent objects can be seen through.
opaque	Opaque objects can't be seen through.

Year 1 'Materials' Knowledge Organiser

Key Knowledge

Materials:



brick



fabric



plastic



wood



metal



paper



stone



water



glass

Key Skills (Working Scientifically)

Identifying and classifying materials and objects

Using observations to answer questions

Performing simple tests

Gather data in simple tests